

MARKING SCHEMES:
FORM 2 MID TERM 2
MATHEMATICS

1. (3 marks)

$$\frac{\frac{4}{5} (3\frac{1}{4} - 1\frac{3}{8}) \div (2\frac{1}{2} \div 5\frac{1}{3})}{\frac{3}{5} \text{ of } 3\frac{1}{5}}$$

$$\text{Numerator} = \frac{4}{5} (2 + \frac{1}{4} - \frac{3}{8}) \div (\frac{5}{2} \times \frac{3}{16})$$

$$= \frac{4}{5} \times 1\frac{7}{8} \div \frac{15}{32}$$

$$= \frac{4}{5} \times \frac{15}{8} \times \frac{32}{15} = \frac{16}{5}$$

$$\text{Denominator} = \frac{3}{5} \times \frac{16}{5} = \frac{48}{25}$$

$$\text{Expression} = \frac{16}{5} \div \frac{48}{25} = \frac{16}{5} \times \frac{25}{48} = \frac{5}{3} = 1\frac{2}{3}$$

2. (i) Distance between posts is the HCF of 608 and 264 (2 marks)

$$608 = 2 \times 2 \times 2 \times 2 \times 2 \times 19$$

$$264 = 2 \times 2 \times 2 \times 3 \times 11$$

$$\text{HCF} = 2^3 = 8$$

Distance between posts = 8 m

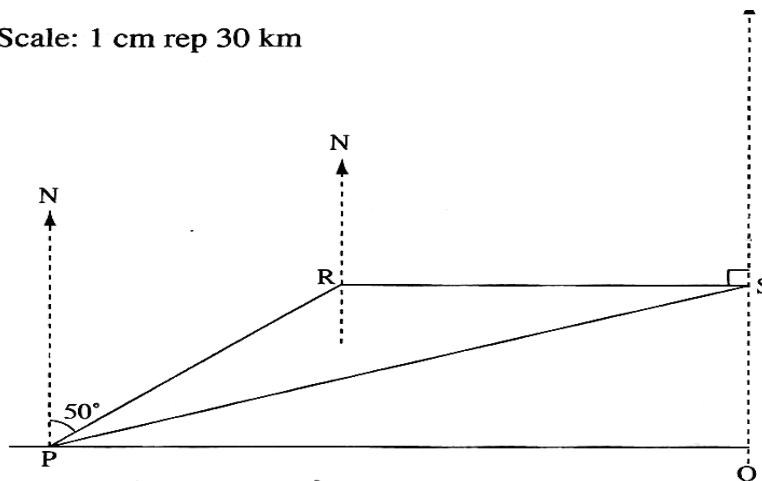
(ii) Number of posts = $\frac{2(l + b)}{8}$ (2 marks)

$$= \frac{2(608 + 264)}{8}$$

$$= \frac{1744}{8} = 218$$

3. (4 marks)

Scale: 1 cm rep 30 km



Bearing of S from P 72°

Distance of S from P = $6.3 \text{ cm} \times 30 = 189 \text{ km}$

4. (3 marks)

$$\begin{aligned} &= \frac{4a(c-4a) - b(c-4a)}{c-4a} + 4 \\ &= \frac{(4a-b)(c-4a)}{c-4a} + 4 \\ &= 4a - b + 4 \end{aligned}$$

5. (4 marks)

$$\text{Buying price (BP)} = \frac{288}{12} \times 10 = \text{sh } 240$$

$$\text{Selling price (SP)} = \frac{288}{18} \times 20 = \text{sh } 320$$

$$\begin{aligned} \text{Percentage profit} &= \frac{\text{SP} - \text{BP}}{\text{BP}} \times 100 \\ &= \frac{320 - 240}{240} \times 100 \\ &= 33\frac{1}{3}\% \end{aligned}$$

6. (3 marks)

$$\begin{aligned} 3x - 2y &= 7 \quad \dots\dots\dots \text{(i)} && \text{(mult. eqn. (i) by 1)} \\ 5x + y &= 3 \quad \dots\dots\dots \text{(ii)} && \text{and eqn. (ii) by 2} \end{aligned}$$

$$\begin{aligned} \Rightarrow \left. \begin{array}{l} 3x - 2y = 7 \\ 10x + 2y = 6 \end{array} \right\} & \text{add} \\ 13x &= 13 \\ x &= 1 \end{aligned}$$

Subst. for x in eqn. (ii)

$$\begin{aligned} 5 \times 1 + y &= 3 \\ y &= 3 - 5 \\ &= -2 \end{aligned}$$

Hence $x = 1, y = -2$

7. (a) In what ratio did it decrease? (1 mark)

$$120 : 150 \Rightarrow 4 : 5$$

(b) (2 marks)

$$\begin{aligned} \text{new width} &= \frac{4}{5} \times 140\text{cm} \\ &= 112\text{cm} \end{aligned}$$

8. Given the following currency exchange rate, calculate to 3 significant figures the number of dollars that can be exchanged for 25 Sterling pounds.

$$1 \text{ US dollar (\$)} = \text{Ksh } 76.85$$

$$1 \text{ Sterling pound (£)} = \text{Ksh } 115.30$$

Convert sterling pounds into Kenya shillings

$$25 \text{ Sterling pounds} = \text{Kshs } 25 \times 115.30$$

$$\text{Now convert Ksh. into dollars} = \frac{25 \times 115.30}{76.85}$$

$$= \$ 37.5$$

9. . (4 marks)

$$\text{Volume of tank} = \pi r^2 h \text{ where } r = 70 \text{ cm, } h = 80 \text{ cm}$$

$$= \frac{22}{7} \times \frac{70 \times 70 \times 80}{1000} \text{ litres}$$

$$= 1232 \text{ litres}$$

$$\text{Fraction filled} = \frac{492.8}{1232}$$

$$= \frac{4928}{12320}$$

$$= \frac{2}{5}$$

10. . (3 marks)

Let daughter's age be y years \Rightarrow man's age is $3y$ years.

In 12 years time: daughter will be $(y + 12)$ years old

and man will be $(3y + 12)$ years old

$$\therefore 3y + 12 = 2(y + 12)$$

$$3y + 12 = 2y + 24$$

$$3y - 2y = 24 - 12 \Rightarrow y = 12$$

Hence daughter's age is 12 years and man's age is 36 years.

11. . (3 marks)

$$5.\dot{8}\dot{1} = 5.81818181\dots$$

$$\text{Let } r = 5.81818181\dots \text{ (i) } \left. \vphantom{\text{Let } r = 5.81818181\dots} \right\}$$

$$\text{then } 100r = 581.818181\dots \text{ (ii) } \left. \vphantom{\text{then } 100r = 581.818181\dots} \right\}$$

Subtract eqn. (i) from eqn. (ii).

$$99r = 576$$

$$r = \frac{576}{99}$$

$$= \frac{64}{11} \text{ or } 5\frac{9}{11}$$

12. . (3 marks)

$$\begin{aligned}\text{Marked price (MP)} &= \text{sh } 450 \\ \text{Selling price (SP)} &= \text{sh } 393.75 \\ \% \text{ discount} &= \frac{\text{MP} - \text{SP}}{\text{MP}} \times 100 \\ &= \frac{450 - 393.75}{450} \times 100 \\ &= \frac{56.25}{450} \times 100 \\ &= 12.5\%\end{aligned}$$

13. . (3 marks)

$$\begin{aligned}4 \text{ cm on map represents } 20 \text{ km} \\ 1 \text{ cm on map represents } 5 \text{ km} = 5\,000 \text{ m} \\ \left. \begin{aligned}2.8 \text{ cm on map rep. } 2.8 \times 5\,000 &= 14\,000 \text{ m} \\ 1.6 \text{ cm on map rep. } 1.6 \times 5\,000 &= 8\,000 \text{ m}\end{aligned} \right\} \\ \therefore \text{Area of ranch} &= 14\,000 \times 8\,000 \text{ m}^2 \\ &= \frac{14\,000 \times 8\,000}{10^4} \\ &= 11\,200 \text{ ha}\end{aligned}$$

14. . (3 marks)

$$\begin{aligned}\text{Fraction spent on food \& rent} &= \frac{1}{3} + \frac{1}{4} = \frac{4+3}{12} = \frac{7}{12} \\ \text{Remainder} &= 1 - \frac{7}{12} = \frac{5}{12} \\ \text{Fraction spent on transport} &= \frac{3}{5} \text{ of } \frac{5}{12} = \frac{3}{5} \times \frac{5}{12} = \frac{1}{4} \\ \text{Fraction saved} &= \frac{5}{12} - \frac{1}{4} = \frac{5-3}{12} = \frac{2}{12} \text{ or } \frac{1}{6} \\ \therefore \frac{1}{4} \text{ of salary} &= \text{sh } 1\,800\end{aligned}$$

15. . (4 marks)

$$\begin{aligned}\text{base Area} &= \frac{22}{7} \times 14 \times 14 \times \frac{1}{2} \times 2 + 40 \times 28 \\ &= 1736 \text{ cm}^2 \\ \text{curved surface area} &= \left(\frac{22}{7} \times 28 \times \frac{1}{2} + 40 + \frac{22}{7} \times 28 \times \frac{1}{2} + 40 \right) \times 30 \\ &= 5040 \text{ cm}^2 \\ \text{total area} &= 1736 + 5040 + 1736 = 8512 \text{ cm}^2 \\ \text{Metal needed} &= \frac{110}{100} \times 8512 = 9363.2 \text{ cm}^2\end{aligned}$$

16. . (2 marks)

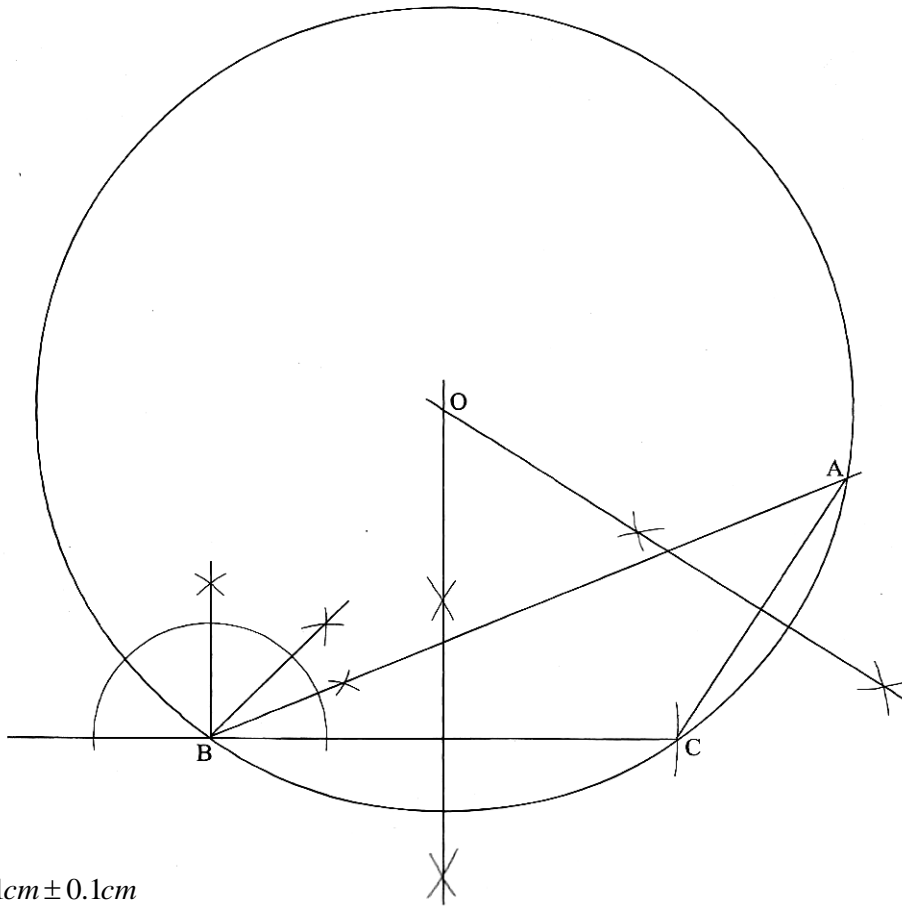
(a) angle PTR = 15 + 20 = 35° (2 marks)

(b) (2 marks)

$$\begin{aligned}\angle 20 + 90 + \angle QYP + (180 - 35) &= 360 \\ \angle QYP &= 105^\circ\end{aligned}$$

17. (a)

(4 marks)



(b)
 $AC = 4.1\text{cm} \pm 0.1\text{cm}$

(2 marks)

$\angle ACB = 122^\circ \pm 1^\circ$

(c) Construct a circle that passes through A, B and C.

(3 marks)

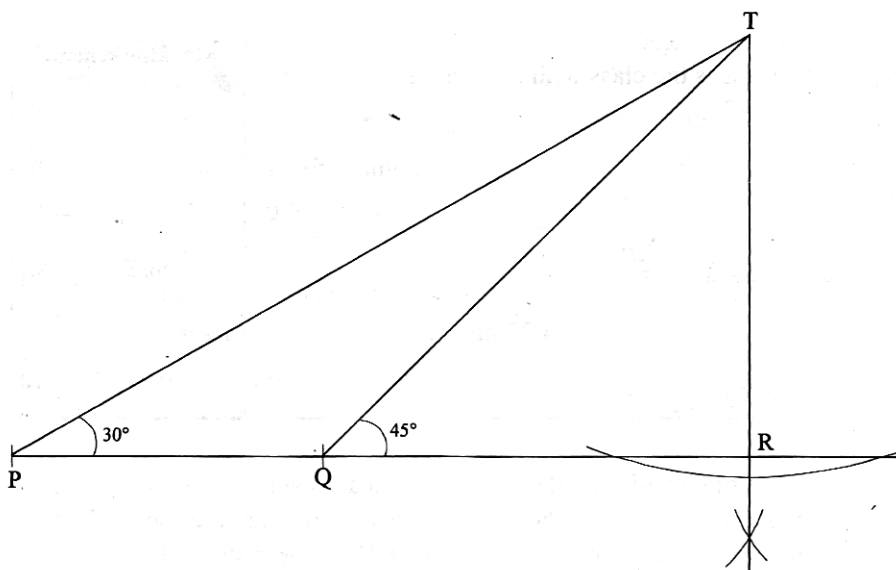
(d) What is the radius of this circle?

(1 mark)

$$\text{radius} = 5.2 \pm 0.1\text{cm}$$

18. (a)

(4 marks)



(b) (i) height $TR = 5.5 \times 5 = 27.5 \pm 0.5 \text{ m.}$

(2 marks)

(ii) distance $QR = 5.5 \times 5 = 27.5 \pm 0.5 \text{ m.}$

(iii) distance $PR = 9.5 \times 5 = 47.5 \pm 0.5 \text{ m.}$

(2 marks)
 (2 marks)

19. . (a)

(3 marks)

$$\begin{aligned} \text{(a) Wholesaler paid } & \frac{120}{100} \times 500 = \text{sh } 600 \\ \text{Retailer paid } & \frac{130}{100} \times 600 = \text{sh } 780 \\ \text{Customer paid } & \frac{150}{100} \times 780 \\ & = \text{sh } 1\,170 \end{aligned}$$

(b) Let the amount paid by wholesaler be x

(3 marks)

$$\begin{aligned} \text{Retailer paid } & \frac{130}{100}x = 1.3x \\ \text{Customer paid } & \frac{150}{100} \times 1.3x = 1.95x \\ \therefore 1.95x & = 1\,560 \\ x & = \frac{1\,560}{1.95} \\ & = \text{sh } 800 \end{aligned}$$

(c) Without the sale customer would have paid

(4 marks)

$$\begin{aligned} 1\,000 \times \frac{120}{100} \times \frac{130}{100} \times \frac{150}{100} & = \text{sh } 2\,340 \\ \text{Less } 10\% \text{ reduction} & = \frac{90}{100} \times 2\,340 \\ \Rightarrow \text{Selling price (SP)} & = \text{sh } 2\,106 \\ \text{Buying price (BP) for retailer} & \\ & = 1\,000 \times \frac{120}{100} \times \frac{130}{100} \\ & = \text{sh } 1\,560 \\ \therefore \% \text{ profit} & = \frac{2\,106 - 1\,560}{1\,560} \times 100 \\ & = 35\% \end{aligned}$$

20. . (a).

(5 marks)

$$\begin{aligned} \text{(a) Area of front \& back walls} & = 6.3 \times 3.2 \times 2 \\ & = 40.32 \text{ m}^2 \\ \text{Area of side walls} & = 4.5 \times 3.2 \times 2 \\ & = 28.8 \text{ m}^2 \\ \text{Area of floor} & = 6.3 \times 4.5 \\ & = 28.35 \text{ m}^2 \end{aligned}$$

Total area of floor and walls

$$\begin{aligned} & = 40.32 + 28.8 + 28.35 \\ & = 97.47 \text{ m}^2 \end{aligned}$$

$$\text{Area of door} = 1.85 \times 0.8 = 1.48 \text{ m}^2$$

$$\text{Area of windows} = 1.5 \times 0.7 \times 4 = 4.2 \text{ m}^2$$

$$\begin{aligned} \text{Total area not cemented} & = 1.48 + 4.2 \\ & = 5.68 \text{ m}^2 \end{aligned}$$

$$\therefore \text{Area to be cemented} = 97.47 - 5.68$$

$$= 91.79 = 91.8 \text{ m}^2$$

(2 marks)

$$\begin{aligned} \text{(b) Cost of cementing materials} &= 91.8 \times 500 \\ &= \text{sh } 45\,900 \end{aligned}$$

$$\begin{aligned} \text{(c) Cost of labour} &= 20\% \text{ of sh } 45\,900 \\ &= \frac{20}{100} \times 45\,900 \\ &= \text{sh } 9\,180 \end{aligned} \quad (3 \text{ marks})$$

$$\begin{aligned} \text{Total cost of cementing} &= 45\,900 + 9\,180 \\ &= \text{sh } 55\,080 \end{aligned}$$

$$\begin{aligned} 21. \quad \text{(a) (i) Mombasa to Mtito Andei time} & \quad (4 \text{ marks}) \\ &= (2400 - 1930) + 2:50 = 4:30 + 2:50 \\ &= 7 \text{ h } 20 \text{ min} \end{aligned}$$

$$\begin{aligned} \text{(ii) Mtito Andei to Nairobi time} \\ &= 1050 - 0335 = 7 \text{ h } 15 \text{ min} \end{aligned}$$

$$\begin{aligned} \text{(iii) Nairobi to Nakuru time} \\ &= 1900 - 1240 = 6 \text{ h } 20 \text{ min} \end{aligned}$$

$$\begin{aligned} \text{(iv) Nakuru to Kisumu time} \\ &= (2400 - 2015) + 9:00 = 3:45 + 9 \\ &= 12 \text{ h } 45 \text{ min} \end{aligned}$$

$$\text{(b) Calculate the total time for the whole journey.} \quad (4 \text{ marks})$$

$$\begin{aligned} \text{(b) Stoppage time at Mtito Andei} \\ &= 0335 - 0250 = 45 \text{ min} \end{aligned}$$

$$\begin{aligned} \text{Stoppage time at Nairobi} \\ &= 1240 - 1050 = 1 \text{ h } 50 \text{ min} \end{aligned}$$

$$\begin{aligned} \text{Stoppage time at Nakuru} \\ &= 2015 - 1900 = 1 \text{ h } 15 \text{ min} \end{aligned}$$

$$\begin{aligned} \text{Total stoppage time} \\ &= 45 \text{ min} + 1 \text{ h } 50 \text{ min} + 1 \text{ h } 15 \text{ min} \\ &= 3 \text{ h } 50 \text{ min} \end{aligned}$$

$$\begin{aligned} \text{Travelling time from Mombasa to Kisumu} \\ &= 7 \text{ h } 20 \text{ min} + 7 \text{ h } 15 \text{ min} + \\ &\quad 6 \text{ h } 20 \text{ min} + 12 \text{ h } 45 \text{ min} \\ &= 33 \text{ h } 40 \text{ min} \end{aligned}$$

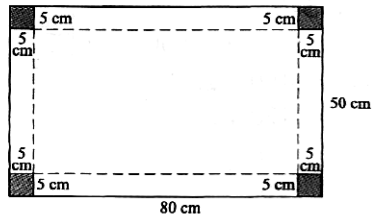
$$\begin{aligned} \text{Time for whole journey} \\ &= 33 \text{ h } 40 \text{ min} + 3 \text{ h } 50 \text{ min} \\ &= 37 \text{ h } 30 \text{ min} \end{aligned}$$

(2 marks)

$$\begin{aligned} \text{(c) Average speed} &= \frac{\text{Distance covered}}{\text{Time taken}} = \frac{1\,200}{37.5} \\ &= 32 \text{ km/h} \end{aligned}$$

22. . (2 marks)

- (a) The diagram below is a sketch of the metal sheet with the removed parts. To form the cuboid the remaining part is folded along the dotted lines.



(i) Area of whole sheet = $80 \times 50 \text{ cm}^2$
 Area of sheet removed = $5 \times 5 \times 4 \text{ cm}^2$
 \therefore area of remaining part
 = $(80 \times 50) - (5 \times 5 \times 4)$
 = $4\,000 - 100$
 = $3\,900 \text{ cm}^2$

(ii) Volume of metal in cuboid = $3\,900 \times 0.2$
 = 780 cm^3
 Mass of empty cuboid = mass of metal
 = volume \times density
 = $780 \times 2.5 \text{ g}$
 = $\frac{780 \times 2.5}{1000} \text{ kg}$
 = 1.95 kg

(4 marks)

- (b) Dimensions of cuboid are $l = 80 - 10 = 70 \text{ cm}$,
 $w = 50 - 10 = 40 \text{ cm}$, $h = 5 \text{ cm}$

(4 marks)

Capacity of cuboid = $70 \times 40 \times 5 \text{ cm}^3$
 Mass of water = volume \times density
 = $70 \times 40 \times 5 \times 1 \text{ g}$
 = $\frac{70 \times 40 \times 5 \times 1}{1\,000} \text{ kg}$
 = 14 kg

\therefore Mass of cuboid and water = $14 + 1.95$
 = 15.95 kg

23. .

$$y = 7 - 3x$$

(i)

x	-2	-1	0	1	2	3	4	5
y	13	10	7	4	1	-2	-5	-8

$$y = 2x - 8$$

(ii)

x	-4	-2	0	2	4	6	8	10
y	-16	-12	-8	-4	0	4	8	12

- (b) Scale used:
 Horizontal axis: 1 cm rep. 2 units
 Vertical axis : 2 cm rep. 5 units

(4 marks)

(c) Both graphs are straight lines

(1 mark)

(d) $x = 3, y = -2$

(1 mark)

24.

$$AP = 40 \text{ m}$$

$$AQ = 100 \text{ m}$$

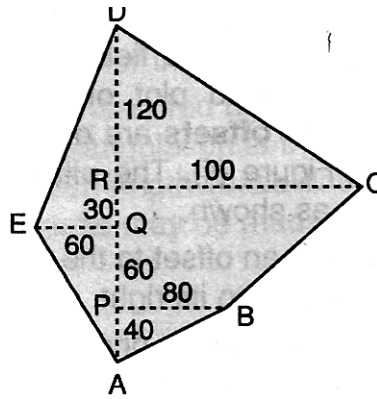
$$AR = 130 \text{ m}$$

$$AD = 250 \text{ m}$$

$$PB = 80 \text{ m}$$

$$QE = 60 \text{ m}$$

$$RC = 180 \text{ m}$$



(10 marks)

$$\text{Area of triangle APB} = \frac{1}{2} \times 40 \times 80 \text{ m}^2 = 1\,600 \text{ m}^2$$

$$\text{Area of triangle AQE} = \frac{1}{2} \times 100 \times 60 \text{ m}^2 = 3\,000 \text{ m}^2$$

$$\text{Area of trapezium BPRC} = \frac{1}{2} (80 + 100) 90 \text{ m}^2 = 8\,100 \text{ m}^2$$

$$\text{Area of triangle DQE} = \frac{1}{2} \times 150 \times 60 \text{ m}^2 = 4\,500 \text{ m}^2$$

$$\text{Area of triangle DRC} = \frac{1}{2} \times 120 \times 100 \text{ m}^2 = 6\,000 \text{ m}^2$$

$$\text{By addition, area of ABCDE} = \underline{23\,200 \text{ m}^2}$$

$$\therefore \text{area of field} = 2.32 \text{ ha}$$