

312 / 2
GEOGRAPHY
PAPER 2
JULY / AUGUST 2008
2 ³/₄ HOURS

LARGER BUNGOMA DISTRICT MOCK EXAMINATION
Kenya Certificate of Secondary Education 2008

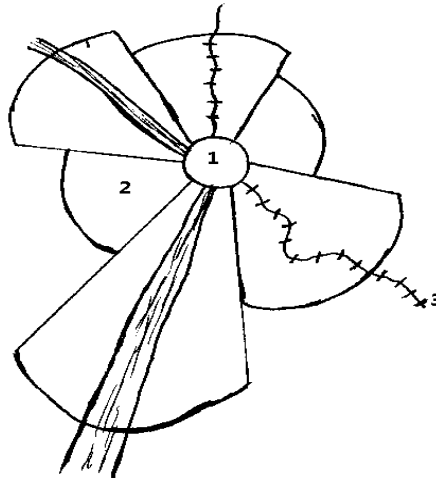
312 / 2
GEOGRAPHY
PAPER 2
JULY / AUGUST 2008

INSTRUCTIONS TO CANDIDATES

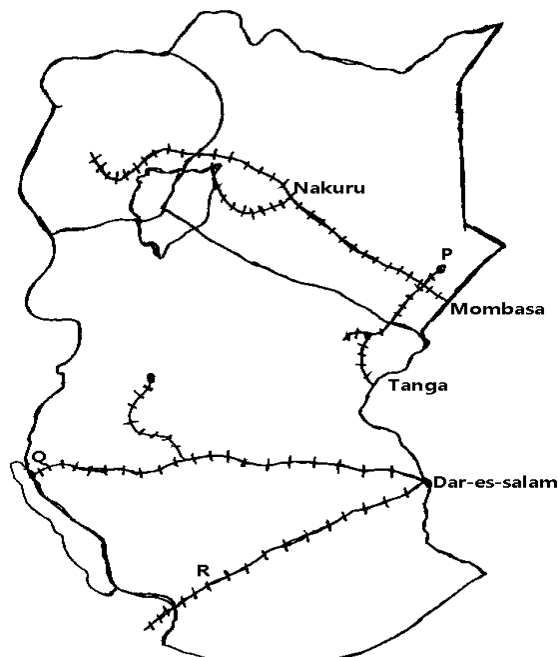
- ❖ *This paper has **two** sections: **A** and **B** Answer all questions in section **A**.*
- ❖ *In Section **B** answer Question **6** and any other **TWO** questions.*
- ❖ *All answers **must** be written in the answer booklet provided.*

SECTION A**Answer all questions in this section.**

1. (a) **Name two** settlement patterns common in rural areas in Kenya. (2mks)
 (b) The diagram below shows the internal structure of an urban centre.
Name the sectors labeled 1, 2, and 3. (3mks)



2. (a) **State two** main factors that influenced the location of sugar factories in West Kenya. (2mks)
 (b) **Give three** major problems the sugar industry is experiencing in Kenya. (3mks)
3. (a) **Name two** game reserves in Eastern province of Kenya. (2mks)
 (b) **State three** problems experienced by park adjacent dwellers. (3mks)
4. **The diagram** below shows the major railway lines in east Africa. Use it to answer question **4a**.



- (a) **Name**
- (i) Rail junction marked P (1mk)
 (ii) Railway terminus marked Q (1mk)
 (iii) Railway line marked R (1mk)

- (b) **State three** problems experienced by Mombassa port. (3mks)
5. (a) **Name two** human causes of global warming. (2mks)
- (b) **State two** effects of global warming to communities living at coastal regions. (2mks)

SECTION B

Answer questions six and two other questions.

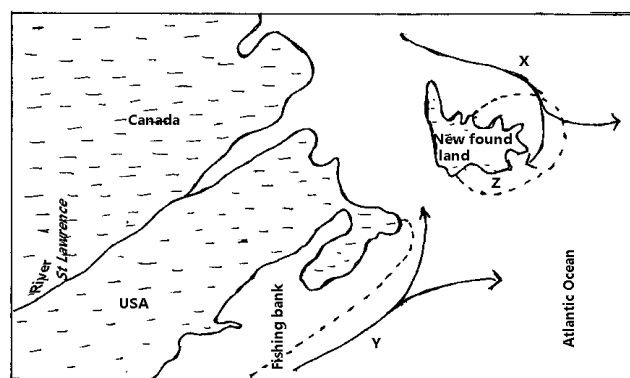
6. The table below shows Kenya's major exports earning town selected markets.

	2000	2001	2002	2003
European union	32.6	39.9	45.0	51.7
Rest of European	1.4	1.7	1.5	2.4
Americas	4.2	4.1	4.0	3.7
Co mesa	37.5	35.6	35.8	33.8
Rest of Africa	12.6	12.7	16.3	13.1

Value in billions Ksh.

Source – central Bureau of statistic 2004

- (a) (i) **Calculate** the total earning in each year. (3mks)
- (ii) **State** the continent where Kenya had the highest earning. (1mk)
- (b) Using a vertical scale of 1cm to represent 10 billion Kenya shillings draw a compound line graph to show the statistical data above. (8mks)
- (c) **Explain FOUR** factors that favors Kenya to have high earning from COMESA. (8mks)
- (d) **Outline** the major benefits of comesa to the member states. (5mks)
7. **The diagram** below shows North West Atlantic fishing grounds. Use it to answer question



(a) **Name**

- (i) Ocean currents marked **X** (1mk)
- (ii) Ocean currents marked **Y** (1mk)
- (iii) Fishing bank marked **Z** (1mk)
- (iv) **State two** fish species harvested from the fishing bank near the ocean current marked **Y**.

(b) **Explain** factors that contribute to low fish harvest from Kenya's marine fisheries. (8mks)

(c) **Explain FOUR** problems experienced by fishermen in Kenya. (8mks)

(d) **Why** is the Kenya government encouraging fish farming in potential areas? (4mks)

8. (a) (i) **Name three** tourist attractions in Switzerland during winter. (3mks)

(ii) **Outline** factors which have favoured development of tourism in Switzerland. (5mks)

(b) **Explain** the measures the Kenya government has taken to promote tourism. (6mks)

(c) (i) **State three** reasons why poaching of game animals has reduced in Kenya. (3mks)

(ii) **Explain** the effects of tourist on wild animal in the National parks. (4mks)

(d) **Give** the negative social effects of tourists in Kenya. (4mks)

9. **Study** the photograph provided and answers the questions that follow.



(a) (i) **Identify two** breeds of animals shown in the photograph. (2mks)

(ii) **Using** evidence from the photograph explain three factors that favour the farming shown.

(b) **Explain** the problems experienced by dairy farmers in Kenya. (6mks)

- (c) (i) **What** measures is the Kenyan government taking to improve the beef industry. (4mks)
(ii) **Explain** the factors which beef farming in Argentina. (7mks)
10. (a) **Differentiate between** population structure and population trends. (2mks)
(b) **Explain** factors which contributed to rapid population growth in Kenya in the 1980s. (8mks)
- (c) (i) **State four** causes of the increasing of increasing infertility among the Kenya women. (4mks)
(ii) **What** measures has the Kenyan government taken to control high mortality rates Among children. (5mks)
- (d) **Explain problems** caused by an aging population. (6mks)